

Getting on to google classroom

Contents

Logging in to google classroom for the first time	1
Returning to google classroom	2

Logging in to google classroom for the first time

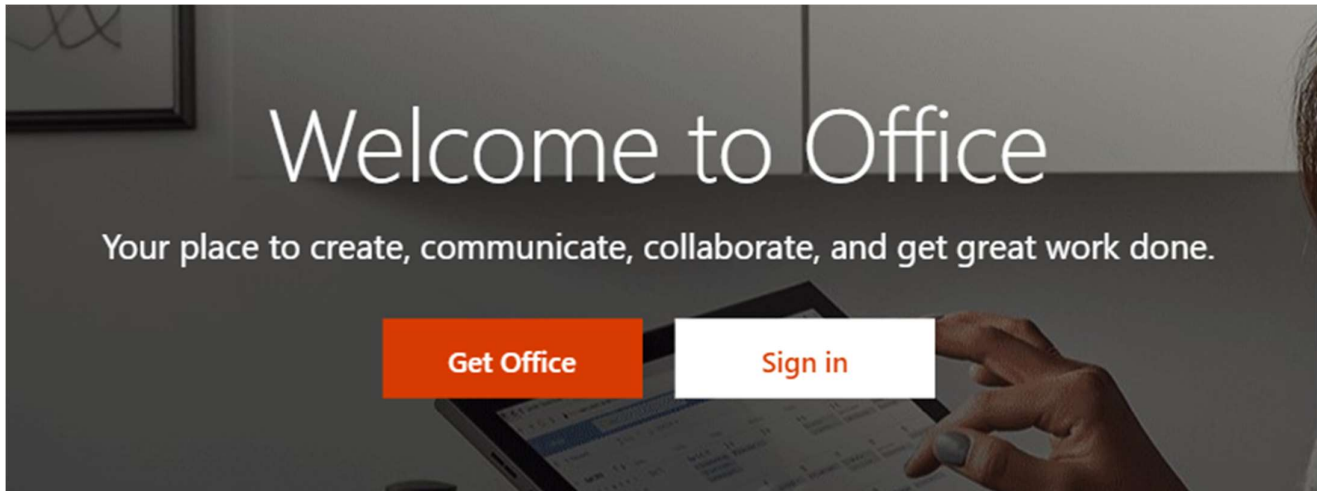
1. Log into your email by googling "office 365"

www.office.com ▾

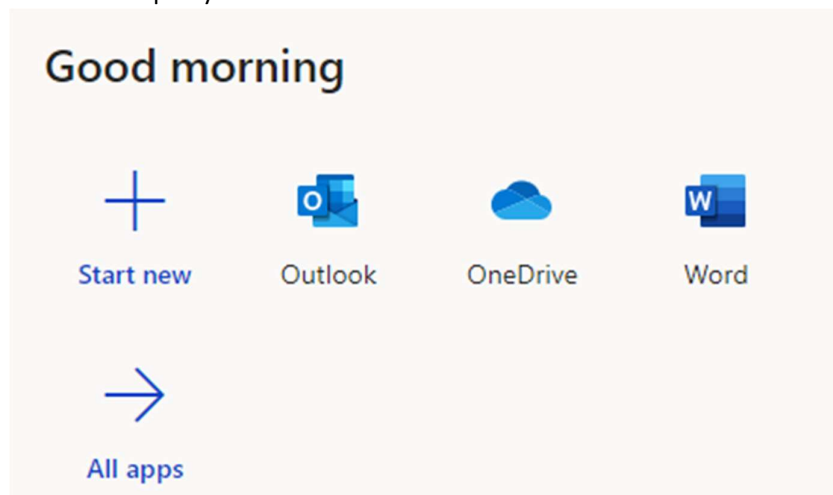
Office 365 Login | Microsoft Office

Collaborate for free with online versions of Microsoft Word, PowerPoint, Excel, and OneNote.
Save documents, spreadsheets, and presentations online, ...

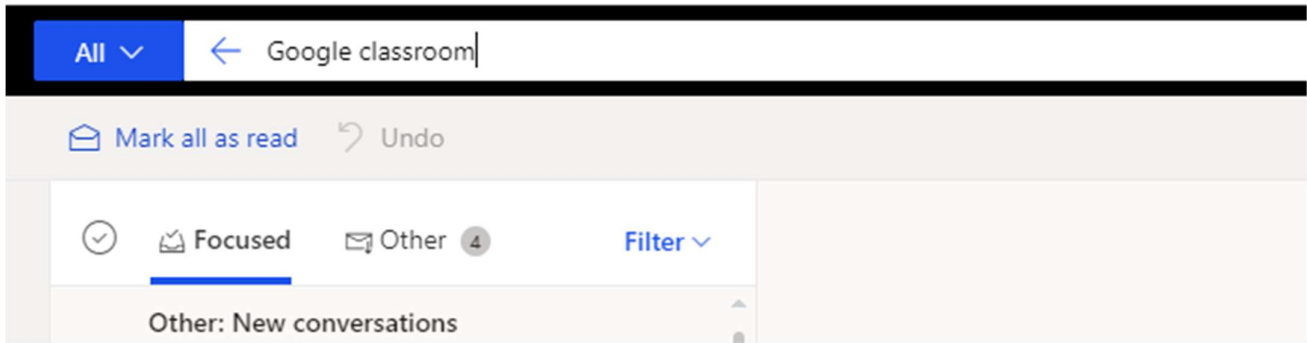
2. Click "Sign in"



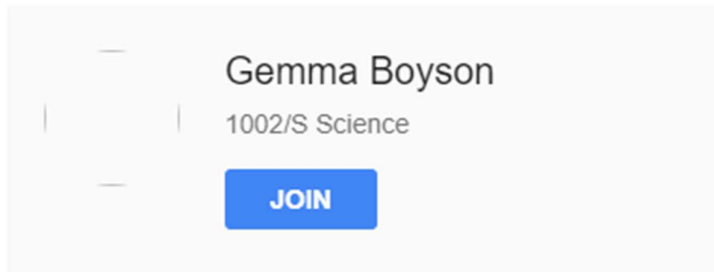
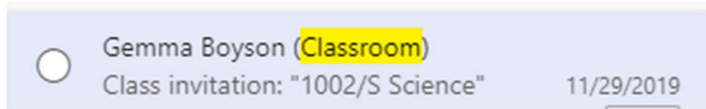
3. Log in with your COLLEGE email address (_____@launcestoncollege.org.uk) and password
4. Click on Outlook to open your emails



5. At the top of your email, type "google classroom" into the search bar

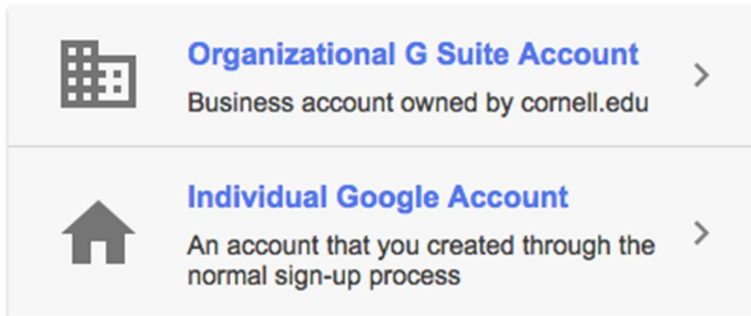


6. Open the email and click the link



7. Sign in using your COLLEGE email address (_____@launcestoncollege.org.uk) and password

8. If it asks you this (below) choose ORGANIATIONAL G SUITE



Returning to google classroom

Once you've accepted the invitation, you can get into google classroom simply by googling "google classroom" and then logging in with your school email address and password as above.

- You should bookmark the google classroom page
- There are iOS and Android apps which you can download on various devices